






## Hautschutzplan für metallbearbeitende Betriebe

Skin problems	Skin protection 	Skin cleansing 	Skin care 
<b>by aqueous agents e.g.</b> <ul style="list-style-type: none"> <li>- coolants</li> <li>- water-miscible oils</li> <li>- acids</li> <li>- alkalis</li> </ul>	<p>Before work and after each break.</p> <p><b>Pre wa sens</b> ZET-CHEMIE Art.-No 3390</p> <p>Application: rub in</p>	<p>Before each break and at the end of work, in-between only when visibly soiled. [1]</p> <p><b>ZET-FIX</b> ZET-CHEMIE Art.-No 3422</p> <p>Application: rub in, rinse, dry</p>	<p>At the end of the work, in-between only as needed (e.g. extreme dry skin)</p> <p><b>Apresens</b> ZET-CHEMIE Art.-No 3392</p> <p>Application: rub in</p>
<b>by not-water miscible agents e.g.</b> <ul style="list-style-type: none"> <li>- mineral oils</li> <li>- metal processing oils</li> <li>- fat</li> <li>- cold cleaners</li> <li>- benzine</li> <li>- hydrochlorofluorocarbons</li> </ul>	<p>Before work and after each break.</p> <p><b>Pre ol sens</b> ZET-CHEMIE Art.-No 3391</p> <p>Application: rub in</p>	<p>Before each break and at the end of work, in-between only when visibly soiled. [1]</p> <p><b>ZET-FIX</b> ZET-CHEMIE Art.-No 3422</p> <p>Application: rub in, rinse, dry</p>	<p>At the end of the work, in-between only as needed (e.g. extreme dry skin)</p> <p><b>Apresens</b> ZET-CHEMIE Art.-No 3392</p> <p>Application: rub in</p>
<b>through strong skin-adhesive agents e.g.</b> <ul style="list-style-type: none"> <li>- waste oil</li> <li>- graphite</li> <li>- metal dust</li> </ul>	<p>Before work and after each break.</p> <p><b>Pre ol sens</b> ZET-CHEMIE Art.-No 3391</p> <p>Application: rub in</p>	<p>Before each break and at the end of work, in-between only when visibly soiled. [1]</p> <p><b>ZET-FIX</b> ZET-CHEMIE Art.-No 3422</p> <p>Application: rub in, rinse, dry</p>	<p>At the end of the work, in-between only as needed (e.g. extreme dry skin)</p> <p><b>Apresens</b> ZET-CHEMIE Art.-No 3392</p> <p>Application: rub in</p>

[1] Note: frequent hand washing will damage the acid mantle of the skin. It should only take place if this is necessary or required (e.g. in cases of obvious contamination, before breaks and after completion of work). **Dry hands thoroughly after washing.**

# Application

Apply skin protection and skin care agents on purified and well dried hands or other parts of the skin.

## Procedure:

- apply a small amount on the back of one hand (approx. size of a hazelnut)
- disperse it with the back of both hands equally
- rub carefully between fingers, nail folds and fingertips
- rub the remainder with washing movements into the skin

